

KM 90/60 R BP PACK

Robust and compact KM 90/60 R Bp Pack ride-on vacuum sweeper with automatic round filter cleaning system, powerful 180 Ah batteries and integrated battery charger.



Order no. **1.047-312.0**

- Electric sweeper, 180 Ah gel battery, built-in charger, low container emptying
- 900 mm working width, 5400 m²/h area performance, 2 x 30 l container volume
- 2.5 h battery run time, round filter, side brush on the right, accessory storage

Technical data

EAN code		4054278793917
Traction drive		DC motor
Drive - Power	kW	1.2
Drive type		Electric
Max. area performance	m ² /h	5400
Max. area performance with 2 side brushes	m ² /h	6900
Working width	mm	615
Working width with 1 side brush	mm	900
Working width with 2 side brushes	mm	1150
Battery capacity	Ah	180
Battery voltage	V	24
Battery runtime	h	max. 2.5
Waste container	l	60
Climbing ability	%	12
Working speed	km/h	6
Filter area	m ²	4
Weight (with accessories)	kg	335
Weight, ready for operation	kg	330
Weight incl. packaging	kg	336
Dimensions (L × W × H)	mm	1695 × 1060 × 1260

Equipment

Polyester round filter	■
Manual filter cleaning	■
Automatic filter cleaning	■
Main sweeper roller, floating	■
Suction volume regulation	■
Coarse dirt flap	■
Battery and built-in charger included	■
Overhead sweeping principle	■
Traction drive, forwards	■
Traction drive, reverse	■
Suction	■
Outdoor use	■
Indoor use	■
Battery indicator	■
Elapsed time counter	■
Sweeping function, can be switched off	■
Side brush, pneumatically controlled	■
Home Base fastening possibility	■


■ Included in the scope of supply.

This machine requires instruction.




Large filter area with automatic filter cleaning system

- The filter is automatically cleaned when the machine is switched off – for continuous low-dust sweeping for long periods of uninterrupted use.
- Filter cleaning can also take place manually.
- Filter replacement without tools.



EASY Operation operating concept

- Logical and clear.
- All control elements are clearly arranged and within easy reach.



Home Base for greater flexibility

- Different practical connections for other accessories.
- Easy to carry, for example, a litter picker, brush or an additional container.

ACCESSORIES FOR KM 90/60 R BP PACK


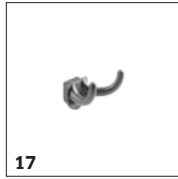


1.047-312.0



		Order no.	Description	
TRACTION BATTERIES AND CHARGERS				
Batteries				
Battery kit, 24 V, 180 Ah, Maintenance-free	1	2.815-101.0	Battery kit with 24 V voltage and 180 Ah (C5) capacity. Comprising several maintenance-free single gel batteries.	■
TRACTION BATTERIES				
Battery, 6 V, 180 Ah, Maintenance-free	2	6.654-124.0	Traction battery, maintenance-free.	■
CHARGERS				
Charger	3	4.839-389.0	For charging battery 6.654-124.0.	■
TYRES, PUNCTURE-PROOF				
Tyres set solid rubber non-chalking - ex works	4	2.641-129.7	Avoid tyre marks on light surfaces	□
Rear tyre solid rubber non-chalking	5	6.435-698.0	Recommended for sweeping metal shavings, glass shards, etc. Prevents tyre tracks on light surfaces.	□
FILTERS				
Round filter				
Round filter	6	6.414-576.0	Synthetic filter, moisture-proof, washable, saves maintenance costs	■
MAIN SWEEPER ROLLER				
Standard roller brush				
Standard roller brush	7	4.762-430.0	Water-resistant universal bristles, durable, suitable for all surfaces.	■
Main sweeper roller, soft				
Main sweeper roller, soft/natural	8	4.762-442.0	With natural bristles, ideal for sweeping fine dust on smooth surfaces both indoors and outdoors.	□
Main sweeper roller, hard				
Main sweeper roller, hard	9	4.762-443.0	For the removal of stubborn dirt outdoors.	□
Main sweeper roller, antistatic				
Main roller brush, antistatic	10	4.762-441.0	For sweeping surfaces subject to static build up (e.g. carpets, artificial turf)	□
SIDE BRUSHES				
Standard side brushes				
Standard side brushes	11	6.906-132.0	Moisture-proof universal bristles, longlife, suitable for all surfaces	■
Side brush, hard				
Side broom hard	12	6.905-625.0	Removes stubborn dirt outdoors, moisture-proof, mildly abrasive	□
Side brush, soft				
Side broom soft	13	6.905-626.0	Moisture-proof, soft side brush for sweeping fine dust on all surfaces indoors and outdoors. Ideal for dirt with a high dust content.	□
OTHER ACCESSORIES SCRUBBER DRIERS				
Home Base accessories				
Home Base brush holder kit	14	4.035-523.0	Holder fits on machine for convenient brush storage.	□

■ Included in the scope of supply. □ Available accessories.

ACCESSORIES FOR KM 90/60 R BP PACK 1.047-312.0



		Order no.	Description	
OTHER ACCESSORIES SCRUBBER DRIERS				
Home Base accessories				
Home Base litter picker kit	15	4.035-524.0	Litter picker including fastener on the machine.	<input type="checkbox"/>
Home Base adapter	16	5.035-488.0	Fastener for various hooks and clips on the machine.	<input type="checkbox"/>
Double hook	17	6.980-077.0	Double hook for attaching rubbish bags, etc. to the machine. Only for use with the Homebase adapter 5.035-488.0.	<input type="checkbox"/>
Holder handhold grey	18	6.980-078.0	Mop clip for attaching a mop to the machine. Only for use with the Homebase adapter 5.035-488.0.	<input type="checkbox"/>
KITS				
Fleet mounting kit				
Attachment kit Plug-in Connect Module	19	2.644-391.0	The IoT module* is used to transmit information on the location and operating hours of battery-powered Kärcher cleaning machines and third-party devices to the equipment management system.	<input type="checkbox"/>
SPRAY EXTRACTION MACHINES				
Other				
Cleaning agent container, complete	20	4.070-006.0	Kit consisting of cleaning agent container and Home Base adapter. For connecting Home Base rail.	<input type="checkbox"/>
MOUNTING KITS FOR SWEEPERS AND VACUUM SWEEPERS				
Sweeping/Vacuuming				
Carpet sweeping kit – ex works	21	2.851-334.7	Carpet sweeping kit including antistatic roller brush for cleaning carpet surfaces.	<input type="checkbox"/>
Warning beacon				
Revolving signal light	22	2.643-887.0	Increases safety when working	<input type="checkbox"/>
Side brushes, left				
Second side brush left	23	2.644-268.0	Side brush, complete, including standard side brush for increasing area performance.	<input type="checkbox"/>
Second side brush left – ex works	24	2.644-268.7		<input type="checkbox"/>

■ Included in the scope of supply. □ Available accessories.