

## B 300 R I D + SB RIGHT

Powerful combination of scrubber drier and sweeper: the diesel-powered ride-on combination machine B 300 R I Diesel. With side brush for cleaning right up to walls and edges.



Order no.

0.300-281.0

- Extremely robust and long-lasting for hard work
- Compact and extremely manoeuvrable
- Extra-large filter area

### Technical data

EAN code		4054278267753
Drive type		Diesel
Working width, brushes	mm	1045 - 1400
Working width with 2 side brushes	mm	1755
Working width, vacuuming	mm	1440
Fresh/dirty water tank	l	300 / 300
Waste container	l	180
Theoretical area performance	m²/h	16550
Practical area performance	m²/h	12400
Battery type		Starter battery
Battery	V / Ah	12 / 80
Climbing ability	%	12
Brush speed	rpm	460
Brush contact pressure	kg	25 - 150
Water consumption	l/min	max. 12
Sound pressure level	dB(A)	92
Dimensions (L × W × H)	mm	2490 × 1570 × 1860

This machine requires instruction.

### Equipment

	Piece(s)	
Roller brush	2	
Powerful traction drive		■
Parking brake		■
Integrated sweeping mechanism		■
Sweeping function		■
Squeegee, curved		■
Side brush		■
Two-tank system		■

■ Included in the scope of supply.



## Scrub vacuuming and sweeping in a single work process

- Double productivity of man and machine.
- Halving of the hours worked.
- Pre-sweeping not necessary.



## Simple high container emptying of the rubbish bin

- Convenient for the operator.
- No direct contact with dirt.
- Emptying of the rubbish bin takes place while you are seated.




## Rotatable side brush/side scrubbing deck brushes on both sides of the machine

- Expansion of the working width up to 1,755 mm.
- Allows area performance of over 16,000 m<sup>2</sup>/h.
- Protects machine and objects.

## ACCESSORIES FOR B 300 R I D + SB RIGHT

### 0.300-281.0






		Order no.	Description	
<b>ROLLER BRUSHES</b>				
Roller brush, medium, black, 1045 mm	1	6.680-368.0	Medium-hard roller brush. The perfect equipment for all common cleaning tasks.	■
Main brush, Soft, White, 1045 mm	2	6.681-264.0	The soft roller brush from Kärcher is ideal for cleaning delicate floor coverings gently yet thoroughly.	□
Roller brush, very hard, black, 1045 mm	3	6.680-369.0	Black, very abrasive roller brush for the deep cleaning of hard-wearing floor coverings with very sticky dirt.	□
Main brush V-profile, medium	4	6.681-403.0	The V-bristles enable improved sweeping results by efficiently picking up and conveying larger dirt particles without significantly influencing the scrubbing result.	□
<b>SQUEEGEES AND SQUEEGEE BLADES</b>				
<b>Squeegee blades</b>				
Squeegee blades, Natural rubber	5	6.680-372.0	Four-part suction lip set consisting of front and rear suction lip. Standard for our B 300 R I combined scrubber drier/vacuum sweeper.	■
Squeegee blades, oil-resistant, grooved	6	6.680-373.0	Wear- and oil-resistant, four-part suction lip set made from polyurethane for our B 300 R I combined scrubber drier/vacuum sweeper. The set consists of a front and rear suction lip.	□
<b>OTHER ACCESSORIES SCRUBBER DRIERS</b>				
<b>Wheels / tyres</b>				
Front wheel standard B 300 RI	7	6.681-414.0	High-quality, non-marking and oil-resistant rubber front wheel for our ride-on scrubber dryer B 300 RI. Effectively prevents tyre tracks on light surfaces.	■
Rear wheel, non-marking	8	6.680-376.0	High-quality, non-marking and oil-proof rubber rear wheel for our ride-on scrubber drier B 300 RI. Effectively prevents tyre tracks on light surfaces.	■
<b>Miscellaneous</b>				
Filling hose	9	6.680-124.0	1,500-mm filling hose for easy device filling from a water tap. With universal tapered fitting for all standard taps.	□
<b>Dosing aids</b>				
DS 3 Cleaning Agent Dosing Station	10	2.641-811.0	After connecting to a tap, cleaning agent can be filled into the fresh water tank and diluted as required. Can also be used with the filling system attachment kit. Includes backflow preventer (DIN EN 1717).	□
<b>KITS</b>				
<b>Side broom / side scrub deck mounting kit</b>				
Attachment kit side brush right	11	2.643-691.0	For sweeping close to the edge on the right side: the side brush attachment kit with lifting arm extends the working width by 35 cm.	■
Side brush attachment kit, left	12	2.643-692.0	For sweeping close to the edge on the left side: the side brush attachment kit with lifting arm extends the working width by 35 cm.	□
<b>Other attachment kits</b>				
Additional weight attachment kit B 300 R I	13	2.644-409.0	The additional weight improves the grip of the drive wheel on the B 300 R I when used on slippery floors and weighs 260 kg.	□
Protective roof, high, 2140 mm	14	2.643-944.0	High-quality, fully enclosed protective roof at the top for extending our ride-on scrubber drier B 300 RI. Reliable protection against possible risks. Total height with roof: 2.14 m.	□

■ Included in the scope of supply. □ Available accessories.

## ACCESSORIES FOR B 300 R I D + SB RIGHT

### 0.300-281.0



		Order no.	Description	
<b>KITS</b>				
<b>Other attachment kits</b>				
Protective roof, low, 2040 mm	15	2.643-696.0	High-quality protective roof without glass for optimal protection against falling objects.	<input type="checkbox"/>
Attachment kit StVZO (approved by road licensing authority)	16	2.852-213.0	Necessary for operation on public roads: attachment kit complies with the German Road Traffic Licensing Regulations (StVZO). Includes indicators, registration plate holder and brake lights.	<input type="checkbox"/>
Spotlight blue attachment kit at the front of a B 300	17	2.644-192.0	Spotlight blue attachment kit for the B 300 ride-on scrubber drier from Kärcher. Projects a Spotlight blue a few metres ahead of the machine for enhanced safety, e.g. in high-bay warehouses.	<input type="checkbox"/>
All-round impact protection attachment kit B 300 RI	18	2.852-976.0	Bumper protection comprising ten revolving rubber buffers on our B 300 RI ride-on scrubber drier. Effectively protects the machine and the surroundings from accidental damage during cleaning.	<input type="checkbox"/>
High-pressure cleaner attachment kit for the B 300 RI	19	2.852-978.0	Attachment kit for mounting the HD 4/11 C Bp Pack battery powered high-pressure cleaner onto our B 300 RI ride-on scrubber drier. Ideal for cleaning hard-to-reach areas.	<input type="checkbox"/>
Add-on kit ram protection suction bar B	20	2.852-979.0	Impact protection for our B 300 RI ride-on scrubber drier. Prevents damage to the squeegee when reversing and prevents collisions with obstacles above 5 cm in height, such as palletes.	<input type="checkbox"/>
Add-on kit back up camera B 300 RI	21	2.852-980.0	Reverse camera with 7" display for our B 300 RI ride-on scrubber drier. Improves visibility in reverse, helping prevent damage to the machine and its surroundings.	<input type="checkbox"/>
Front and back Spotlight blue attachment kit for B 300 RI	22	2.852-981.0	For the B 300 RI ride-on scrubber drier from Kärcher: Spotlight blue attachment kit. Projects a Spotlight blue a few metres ahead of the machine for enhanced safety, e.g. in high-bay warehouses.	<input type="checkbox"/>
<b>SIDE BRUSHES</b>				
<b>Standard side brushes</b>				
Side brush, standard	23	6.680-335.0	With durable, water-resistant universal bristles. Suitable for all surfaces.	<input checked="" type="checkbox"/>
<b>Side brush, hard</b>				
Side brush, hard	24	6.680-336.0	With mixed bristles made of PPL and steel for extreme soiling.	<input type="checkbox"/>
<b>SPRAY UNITS</b>				
Pump spray bottle	25	6.394-409.0	1-litre pump spray bottle - including pump and pressure tank - easy, uniform spraying for cleaning or crystallising.	<input type="checkbox"/>

■ Included in the scope of supply.    ☐ Available accessories.